

MICROBLINK



# BlinkID Self-hosted API

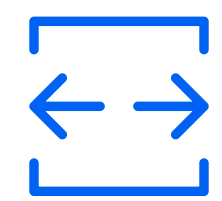
Document scanning tips



# Notice

This document is strictly confidential and is not intended for sharing with any third parties. The sample images contained herein may be used only and exclusively for internal testing purposes of the intended recipient. By using the images contained within the document, the recipient warrants that it shall treat it as confidential and shall not in any way or by any means share it and/or show to any third parties.

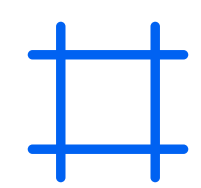




Please bring the document up close as shown on the image on the left.



Aim for around 70% image width when placing the document within the camera frame.





Let the document image 'breathe' by leaving sufficient spacing on each side. This will help us better detect the edges of the document you're scanning.






Ensure good lighting conditions.  
Make sure the document is well-lit.





Ensure good lighting conditions. Natural daylight produces best results.  
Avoid using your flashlight as it's likely to cause glare.





## BLINKID SELF-HOSTED API | Document scanning tips



- Blurred images are difficult to read even for us humans.
- Our machine learning solution is fast and accurate, but still not superhuman.





We're still working on see-through technology. Until it's out, please hold the document so that you don't cover any part of it with your fingers.